

Suction hose PE/C



Suction hose PE/C












- ✓ Smooth bore conductive hose
- ✓ Max. vacuum 50 kPa.
- ✓ Temp. range: -40 °C to +60 °C.
- ✓ Conductivity < 106Ω.

Application areas: Light and flexible extraction hose. Mainly suited for cleaning and where exceptional conductivity for static electricity is required.




Suction hose PE/C

Standard	Designed for ISO 21904 compliance
Max vacuum (kPa)	50

Models

	Item no	Max vacuum (kPa)	Diameter (mm)	Length (m)	Diameter, hose (mm)	Hose length (m)
	40160305	50	25	15		
	40160311	50	32	5		
	40160313	50	32	10		
	40160315	50	32	15		
	40160321	50	38	5		
	40160322	50	38	10		
	40160323	50	38	20		
	40160331	50	51	5		
	40160333	50	51	15		
	40160334	50	51	10		
	40160335	50	51	30		
	40160390 ^[1]		38	5		
	40160400 ^[2]		50	5		

Models












	Item no	Max vacuum (kPa)	Diameter (mm)	Length (m)	Diameter, hose (mm)	Hose length (m)
	43811001 ^[3]	50	38	5		
	43812103 ^[2]	50	51	7,5		
	43812200 ^[2]	50	51	10		
	40375955				63	10

^[1] Couplings included (M40 & F40)

^[2] Couplings included Ø 51 mm

^[3] Couplings included

Accessories

	Accessory	Item no
	Hose Shelf 30M 115x70	40195450
	Hose Shelf 60M 150x110	40195451
	Hose Shelf 120M 200x160	40195452
	Hose & Add.shelf	40196370
	Hose clamp 85	40903030
	Hose clamp 56	40903170
	Hose clamp 75	40903180
	Hose clamp 112	40903210
	Hose clamp 104-112 ABA Robust	40903270
	End sleeve PE d38 antistatic w/male	43819012
	End sleeve PE d38 antistatic w/fema	43819013